




ASX



DESCRIPTION







Monobloc reverse flame wet back fire tube superheated water boilers. Manufactured from steel, quality tested according to the prevailing standards and welded with automatic submerged arc welding processes. Suitable for liquid and gaseous fuels. Complete with regulation and safety accessories for automatic operation.

FEATURES

-  **Design pressure: 5 or 12 bar**
-  **Heat output: 233 ÷ 3488 kW**
-  **Efficiency: > 90.0%**

For higher or lower pressures see our commercial department

ADVANTAGES

-  **Efficiency at all costs**
Integrated solutions for increased performance and efficiency through flue gas heat recovery fully integrated into the structure of the boiler.
-  **Maximum operating flexibility**
Thanks to the very high water content and the very high thermal inertia, the boiler is suitable for any system solution, even in the most difficult operating conditions.
-  **Maximum security**
The generator has been designed in accordance with the strictest international safety regulations in force.
-  **Advanced management technology**
The boiler can be equipped with programmable logic technology that allows complete compatibility with any data acquisition system, also allowing the adjustment of parameters through the display.
-  **Configurable to specific requirements**
A wide range of optional accessories are available to customize the product to meet specific requirements.
-  **Assembly and test operations performed in the factory**
ONLY FOR VERSIONS WITH GSS SYSTEM

Super-heated water boiler with reverse flame

ASX 5 bar

Design pressure: 5 bar
 Operating pressure: * (see note)
 Heat output: 233÷ 3488 kW
 Efficiency: > 90.0%

ASX 12 bar

Design pressure: 12 bar
 Operating pressure: * (see note)
 Heat output: 233÷ 3488 kW
 Efficiency: > 90.0%

According to the requested delivery temperature (see graph on the following page)

AVAILABLE CERTIFICATIONS



RECOMMENDED TECHNOLOGIES



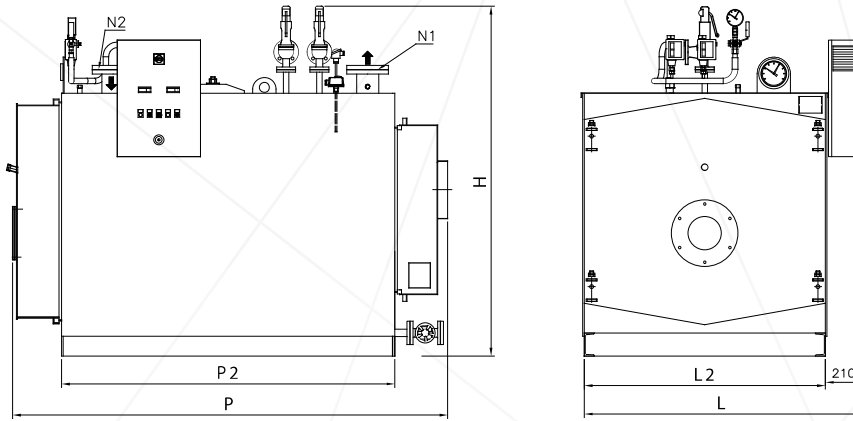
MAIN APPLICATIONS

- + Food and beverage industry
- + Manufacturing industry
- + Pasta industry

TECHNICAL DATA

Model	Heat output	Flow thermal	Total volume H2O	Flue gas pressure drop	Gas consump.	Diesel fuel consump.	Nafta consump.	Total weight
ASX	kW	kW	lt	mbar	Nm3/h	kg/h	kg/h	kg
200	233	258	735	3,5	26,4	21,8	22,9	1250
300	349	387	750	3,5	39,6	32,6	34,3	1350
400	465	516	865	5	52,9	43,5	45,8	1500
500	581	645	1095	4,5	66,1	54,4	57,2	2300
600	698	774	1245	6,0	79,3	65,3	68,7	2300
800	930	1032	1535	5,5	105,7	87,1	91,5	2600
1000	1163	1292	1765	7,0	132,3	108,9	114,5	2880
1200	1395	1550	2265	8,0	158,7	130,7	137,4	3400
1500	1744	1937	2875	6,5	198,3	163,3	171,8	4200
1750	2035	2260	3155	7,5	231,4	190,6	200,4	5000
2000	2326	2584	3605	8,0	264,5	217,8	229,1	7500
2500	2907	3229	4570	9,0	330,6	272,3	286,3	8500
3000	3488	3876	5450	9,5	396,8	326,8	343,6	7700

* Total weight refers to the 5 bar model



DIMENSIONS

Model	H	L	L2	P	P2	ØC	N1	N2
ASX	mm	mm	mm	mm	mm	mm	DN/in	DN/in
200	1730	1280	1080	2000	1510	250	65	65
300	1815	1350	1150	2080	1510	250	80	80
400	1900	1350	1150	2280	1760	250	80	80
500	1980	1520	1320	2300	1760	300	100	100
600	2005	1520	1320	2540	2010	300	100	100
800	2090	1650	1450	2600	2010	350	125	125
1000	2170	1650	1450	2960	2310	350	125	125
1200	2260	1740	1540	3165	2502	400	150	150
1500	2490	1920	1720	3370	2714	450	150	150
1750	2430	1920	1720	3717	3012	450	150	150
2000	2610	2000	1800	3719	3016	500	150	150
2500	2730	2100	1900	4175	3514	550	200	200
3000	2880	2180	1980	4477,5	3750	600	200	200

Graph of minimum recommended pressure based on the feed water temperature



STANDARD EQUIPMENT

Pressure control instruments including:

2 safety valves
 Large dial 3 way test valve manometer
 Maximum safety pressure switch
 Minimum safety pressure switch

Temperature control instruments including:

Delivery large dial thermometer
 Thermoresistance connected to on-board thermoregulator
 Safety thermostat

Bottom discharge unit including:

1 shut-off globe valve

Boiler control panel, IP55 1/N ~ 230V 50 Hz

PRODUCT CODES

Model	5 bar	12 bar
ASX 200	86290200	86390200
ASX 300	86290300	86390300
ASX 400	86290400	86390400
ASX 500	86290500	86390500
ASX 600	86290600	86390600
ASX 800	86290800	86390800
ASX 1000	86291000	86391000
ASX 1200	86291200	86391200
ASX 1500	86291500	86391500
ASX 1750	86291750	86391750
ASX 2000	86292000	86392000
ASX 2500	86292500	86392500
ASX 3000	86293000	86393000

ACCESSORIES AVAILABLE FOR THE RANGE

Code	Description	5 bar	12 bar
86900074	GSS 72 global safety system	■	■
QASXENETERM01	Boiler MASTER control panel	■	■
QASXENETERM02	Boiler SLAVE control panel	■	■
QCTETERM	Eterm Easy manager panel	■	■

COMPONENTS FOR HEATING PLANT ROOM COMPATIBLE WITH THE RANGE



VEA
 Super-heated water expansion vessel
 Page 214